

# SHARP

## LCD Control Terminal

### New Product News

10.4 inches TFT LCD **ZM-72TS**  
 10.4 inches TFT LCD **ZM-72T**  
 10.4 inches STN LCD **ZM-72D**

### 10.4-inch LCD control terminal excellent in the cost performance. The SVGA type appearance of the minute screen.

A new LCD control terminal from Sharp, the leading company in liquid crystal. The new product corresponding to the various needs in the field. The operation and drawing speed is much improved by the loading 32-bit RISC chip and the latest graphic accelerator. Wide variety of functions are available.

#### ● At designing

- Screen editing software fully utilizing the operability of Windows.
- Easy drawing just by selecting the item from the **graphic parts library**.
- Parts once created for some use can be saved as **custom parts** for another use later.
- Easy layout by moving the switch by **one bit**.
- Importing the **DXF file** of CAD data.
- A screen image can be pasted into the other programs like Excel via clipboard.

#### ● At debugging

- By using **simulator function**, only PC and LCD control terminal are needed in debugging.
- High-speed transfer of screen image (**115.2kbps**).
- Trial run time can be shortened by **ladder monitor function** (on condition that this LCD control terminal is used with Sharp's PLC).

#### ● At operating

- Speedy response is realised by the high speed of communication (max. **115.2kbps**) and macro operation function.
- By 128-color display, the conventional lamp image is realised.
- The stop time at the error in equipment can be shortened by **ladder monitor function\*** (on condition that this LCD control terminal is used with Sharp's PLC).

\* Available soon



ZM-72TS



ZM-72T

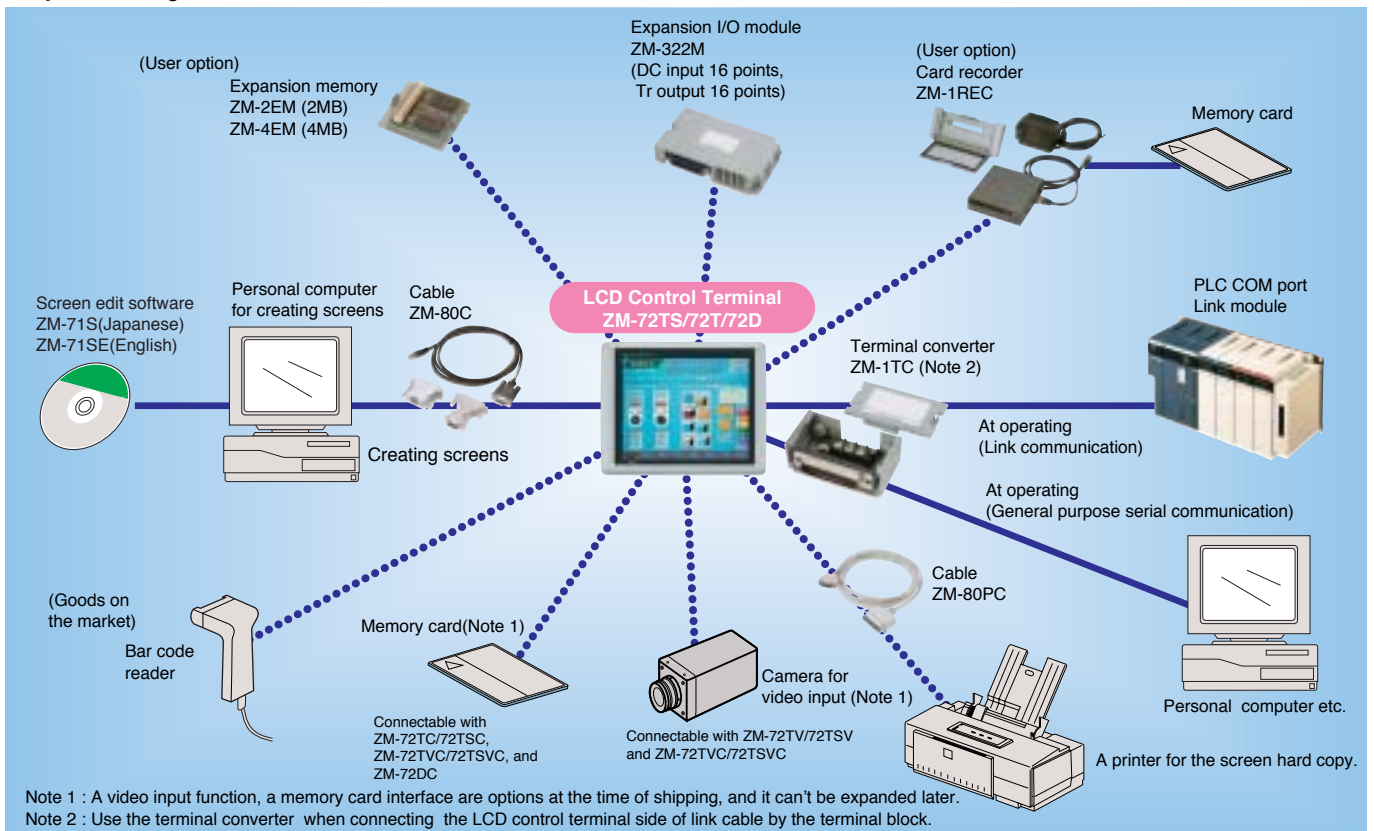


ZM-72D

Model name	Display specification	Dot pitch	Video input I/F	Memory card I/F	Production by order
ZM-72D	10.4 inches STN color	640×480			
ZM-72DC	10.4 inches STN color	640×480		○	●
ZM-72T	10.4 inches TFT color	640×480			
ZM-72TC	10.4 inches TFT color	640×480		○	●
ZM-72TV	10.4 inches TFT color	640×480	4CH*		●
ZM-72TVC	10.4 inches TFT color	640×480	4CH*	○	●
ZM-72TS	10.4 inches TFT color	800×600			
ZM-72TSC	10.4 inches TFT color	800×600		○	●
ZM-72TSV	10.4 inches TFT color	800×600	4CH*		●
ZM-72TSVC	10.4 inches TFT color	800×600	4CH*	○	●

\*: 1 channel can be selected and displayed at once from 4 channel input by using the switch on touch panel screen or a external signal.  
 Please contact us as to the delivery time of order-made products.

#### ■ System configuration chart

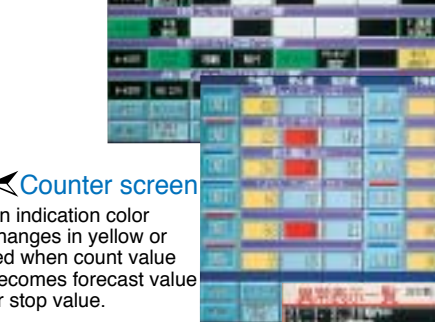


## ■ A standardization example by Sharp LCD Control Terminal



### ◀ Individual operation screen

Only operation selection is done from the touch panel to secure safety, and operation is done with hard switch.



### ◀ Lamp screen

The operation conditions of the equipment are indicated in the list.

### ◀ Counter screen

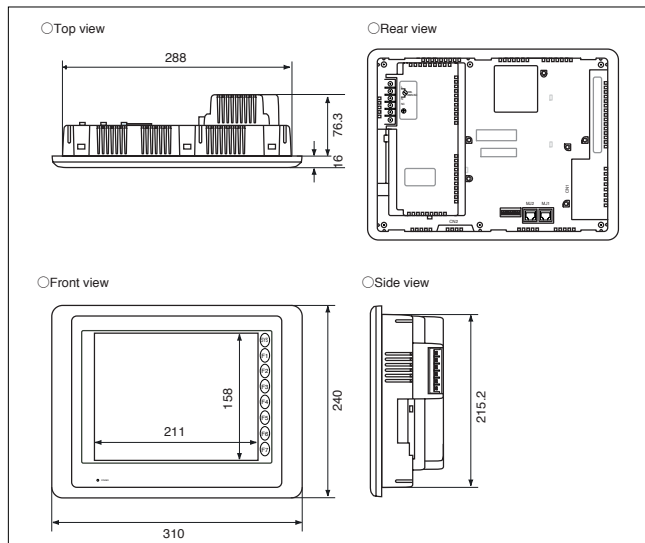
An indication color changes in yellow or red when count value becomes forecast value or stop value.

### ◀ Error display screen

Jump on this screen automatically when error occurs and error contents and processing method are introduced immediately. The ladder circuit of the error occurrence point can be indicated by ladder monitor function. (when Sharp PLC is used)



## ■ External dimensions (unit:mm)



\*The company and product names mentioned in this leaflet are the registered trademarks of their respective companies.

- These specifications may be changed without prior notice. The color of the actual product may vary from the colors shown in the leaflet.
- Some items in this leaflet may be in short supply. Please ask our sales office about availability before placing orders.



### For safety use

- Make sure you read the instruction manual for each product thoroughly, before using it.
- Make sure to use all products with the appropriate power supply.

## ■ General specifications

	ZM-72T/72TV/72TC/72TVC, ZM-72D/72DC ZM-72TS/72TSV/72TSC/72TSCV
Operative ambient temperature	0°C to +50°C ( 0°C to +40°C for STN color type)
Operative ambient humidity	35 to 85%RH(without dew condensation)
Power voltage	100 /200 VDC
External dimensions	W310×H240×D92.3mm
Panel cut-out	W289 <sup>+0.5</sup> <sub>-0</sub> ×H216.2 <sup>+0.5</sup> <sub>-0</sub> mm

## ■ Major function specifications

	ZM-72TS/72TSV/ 72TSC/72TSCV	ZM-72T/72TV/ 72TC/72TVC	ZM-72D/ 72DC
Indication pixel	TFT color LCD		STN color LCD
Dot pitch	800 (W) × 600 (H) dots	640 (W) × 480 (H) dots	
Effective display area	211 (W) × 158 (H) mm		
Display color	128 colors + blinking 16 colors		
Back-light	Cold cathode rectifier (can be exchanged by user)		
Back-light average life	Approx. 25,000 hours		Approx. 10,000 hours
Touch panel	Analog resistance film system (1024 (W) ×1024 (H) division)		
Fixed keypad	SYS/F1/F2/F3/F4/F5/F6/F7		
Number of characters	100 characters × 37 lines(half), 50 characters × 37 lines(full)	80 characters × 30 lines(half), 40 characters × 30 lines(full)	
Kinds of display character	JIS class 1 and 2 Chinese characters, alphabetical and numeric, katakana, hiragana, sign, custom characters		
Size of characters	Enlarge between 1 to 8 in vertical and horizontal direction, 64 times maximum. Quarter size display is available for alphabetical, numeric, and kana characters.		
No. of registered screens	Max. 1024 screens		
Screen data memory	FLASH ROM 1MB, (user area : approx. 760kB) Available to connect the 2MB/4MB using expansion memory ZM-2EM/4EM (option) in each.		
Interface for connecting PLC	RS232C, RS422/485, Max. 115.2kbps (Dsub 25 pin female)		
Interface for transferring screen data, connecting bar-code reader, connecting card recorder	RS232C, RS422/485, Max. 115.2kbps (modular 8 pins, 2 ports)		
Printer interface	1 port, Available to print out currently displayed screen		

## ■ Compatible PLC for connection

SHARP	JW10, JW20H/30H, JW50H/70H/100H, J-board
MITSUBISHI	A series, Q series, Fx series, CPU port
OMRON	C series, CV series,
FUJI	MICREX-F, FLEX-PC
HITACHI	HIDIC-S10/2α, HIDIC-H
YOKOGAWA	FA-M3, FA-500
YASUKAWA	MEMOBUS
Matsushita	MEWNET-FP
TOSHIBA	PROSEC-T
TOYOPUC	TOYOPUC-PC
Koyo	KOSTAC-SU, SG, SR-T
Shinko	SELMART
KEYENCE	KZ-300
ALLEN-BRADLEY	PLC5, SLC500
SIEMENS	S5/S7, TI545/555
GE Fanuc	Series 90
SAMSUNG	SPC
LG	MASTER-K
FANUC	Power Mate



Certified ISO-9001  
JQA-1385

All specification described this sheets may be subject to change without notice.

Informações sobre programação  
www.soliton.com.br - e-mail: soliton@soliton.com.br

SHARP MANUFACTURING SYSTEMS CORPORATION  
SOLITON CONTROLES INDUSTRIAIS LTDA

Rua Alfredo Pujol, 1010 - Santana - São Paulo - SP. Tel:11 - 6950-1834 / Fax: 11 - 6979-8980 - e-mail: vendas@soliton.com.br